



MONTHLY MEMBERSHIP PROGRESS REPORT

District 11 E2

Results as of: 05/31/2018

GMT: STEVE ANTON

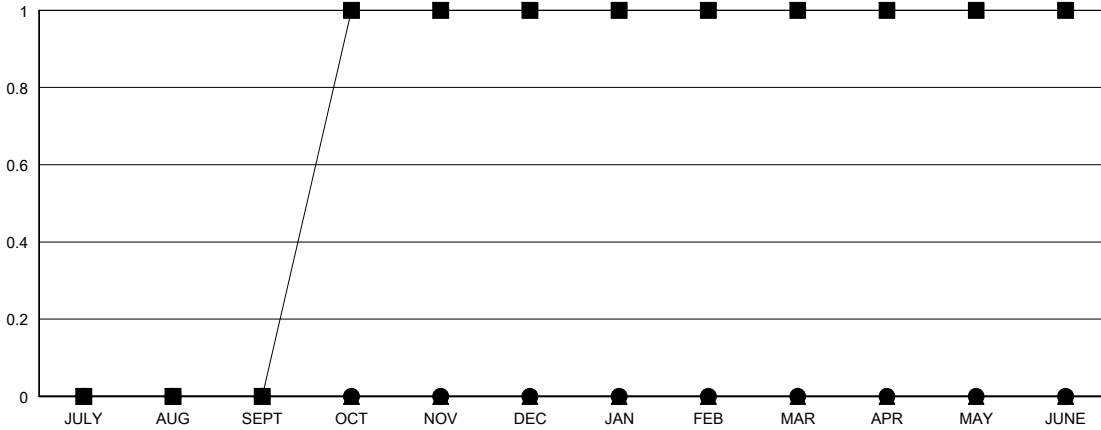
LOCATION MICHIGAN

GMT CA

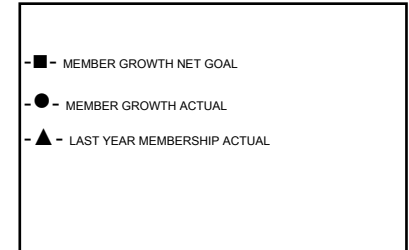
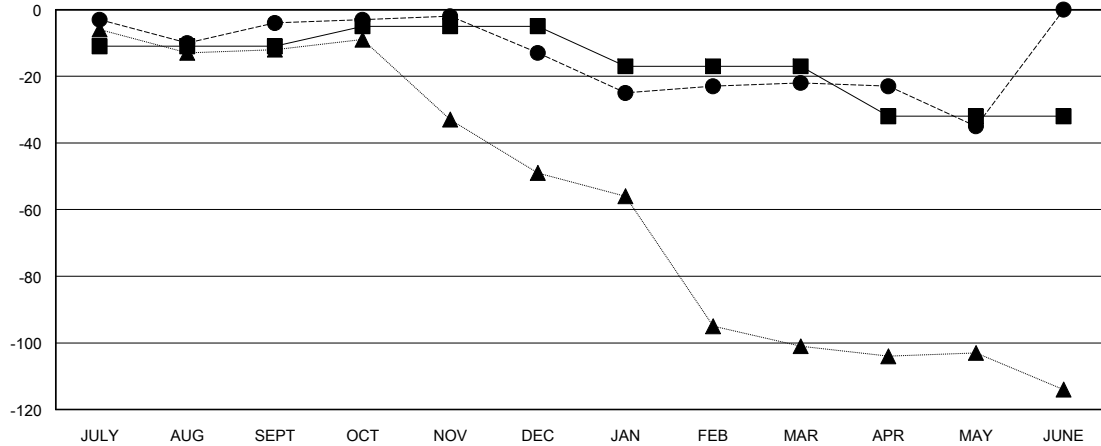
Clubs			
RESULTS FOR 2017-2018			
QUARTER	NEW CLUB GOAL	NEW CLUBS	DROPPED CLUBS
JULY/AUG/SEPT	0	0	0
OCT/NOV/DEC	1	0	0
JAN/FEB/MAR	0	0	0
APR/MAY/JUNE	0	0	0

Members			
RESULTS FOR 2017-2018			
QUARTER	MEMBER GROWTH NET GOAL	MEMBER GROWTH ACTUAL	DROPPED MEMBERS ACTUAL (including transfers)
JULY/AUG/SEPT	-11	23	25
OCT/NOV/DEC	6	16	22
JAN/FEB/MAR	-12	15	23
APR/MAY/JUNE	-15	9	22

GOALS AND ACTUAL NEW CLUBS CUMULATIVE



GOALS AND ACTUAL MEMBERS CUMULATIVE



DROPPED CLUBS: 0	18 CLUBS OF 33 ADDED 1 OR MORE NEW MEMBERS	<u>GENDER DISTRIBUTION</u> MALE 655 (73.18%) FEMALE 240 (26.82%) Women Percentage Fiscal Year Goal: 27%
<u>DROPPED MEMBERS</u> DECEASED 27 CLUB CANCELLED 0 OTHER 65 TOTAL 92	CLICK HERE FOR CUMULATIVE MEMBERSHIP DATA	TOTAL FAMILY UNIT MEMBERS 114 FAMILY MEMBERS PAYING HALF DUES 58